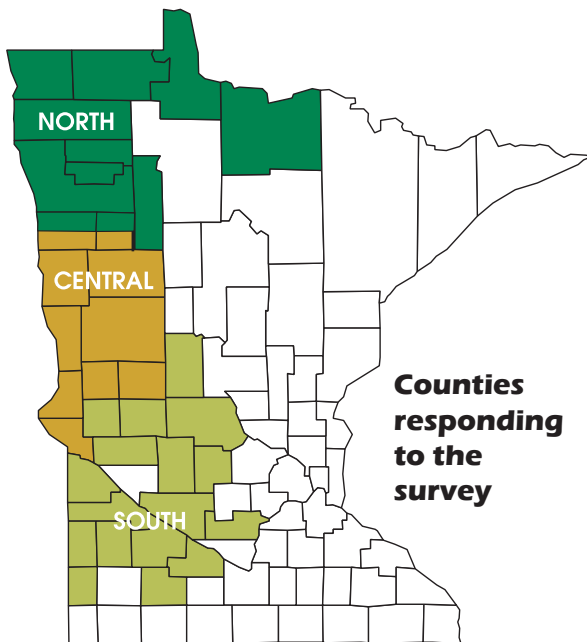


2007 Minnesota Wheat Varieties

We would like to thank all of the Minnesota wheat producers who responded to our annual wheat variety survey. The results of this survey help guide our U of M spring wheat breeder, Jim Anderson, in developing suitable varieties for production in Minnesota. The results of the survey tell us what varieties are most popular, and what characteristics are most important to you as growers. This year, we had a survey response rate of 22%. We hope that this will improve in the future. Next year, when you receive the survey, please take a few minutes to complete and return it.

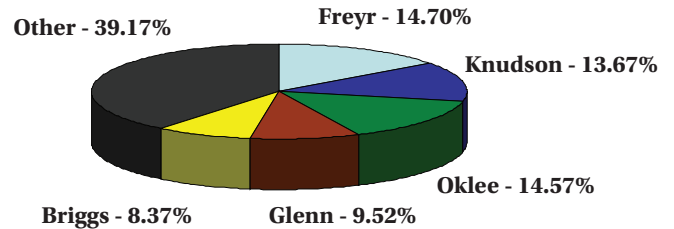
Survey Findings

- Fryer was the most popular variety statewide, with almost 15 percent of the acreage planted in 2007.
- Second most popular was Oklee, with just over 14.5 percent of the state's acreage in 2007.
- Third on the list was Knudson at 13.67%, followed by Glenn at 9.52% and Briggs at 8.37%.
- In the northern growing regions of the state, Fryer was the most popular variety, with almost 16% of the acres.
- Oklee was the most popular variety in the central and southern growing regions, with 21.93% of the acres in central Minnesota, and almost 14% in the south.



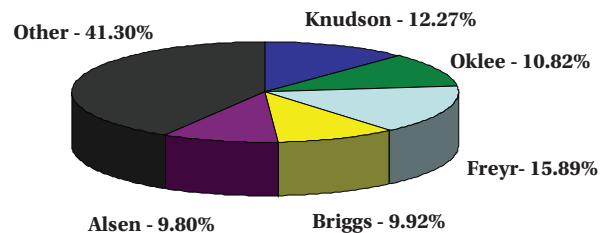
Top Five Varieties in Minnesota, 2007

Total Acres Surveyed in 2007: 465,205



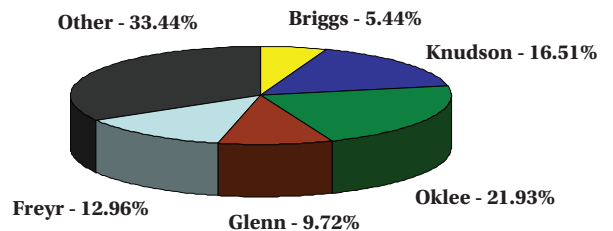
Top Five Varieties in Northern Minnesota, 2007

Total Acres Surveyed in 2007: 299,495



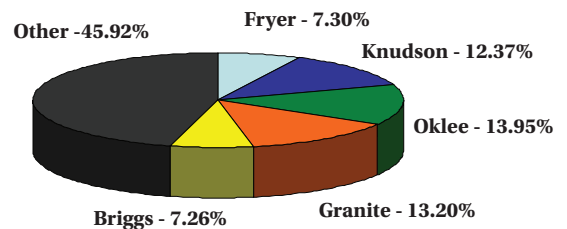
Top Five Varieties in Central Minnesota, 2007

Total Acres Surveyed in 2007: 153,497



Top Five Varieties in Southern Minnesota, 2007

Total Acres Surveyed in 2007: 12,213



Minnesota Wheat Research & Promotion Council
 2600 Wheat Drive • Red Lake Falls, MN 56750
 800-242-6118 • email: mnwheat@gvtel.com

2007 vs 2006 Spring Wheat Survey

Variety	Release Date	Entire State 2007	Entire State 2006	Northern 2007	Northern 2006	Central 2007	Central 2006	Southern 2007	Southern 2006
Freyr	2004 AgriPro	14.70%	13.32%	15.89%	13.20%	12.96%	14.79%	7.30%	2.26%
Oklee	2003 MN AES	14.57%	16.33%	10.82%	13.67%	21.93%	19.99%	13.95%	17.02%
Knudson	2001 AgriPro	13.67%	17.75%	12.27%	14.50%	16.51%	22.01%	12.37%	20.28%
Glenn	2005 NDSU	9.52%	0.70%	9.63%	0.47%	9.72%	1.11%	4.18%	0.00%
Briggs	2002 SD AES	8.37%	7.88%	9.92%	11.73%	5.44%	2.63%	7.26%	6.56%
Alsen	2000 ND AES	7.38%	7.16%	9.80%	10.60%	2.93%	3.06%	3.97%	1.07%
Granite	2002 WestBred LLC	4.20%	8.04%	3.49%	8.28%	4.87%	7.20%	13.20%	12.36%
Granger	2004 SD AES	3.77%	2.86%	3.59%	2.01%	4.07%	3.45%	4.46%	8.08%
Steele-ND	2004 ND AES	3.61%	2.67%	4.73%	3.03%	1.58%	2.28%	1.60%	1.65%
Kelby	2006 AgriPro	3.01%	0.47%	2.39%	0.31%	3.91%	0.71%	6.96%	0.25%
Oxen	1995 SD AES	2.36%	7.17%	1.28%	3.63%	4.23%	11.52%	5.23%	12.43%
Ada	2006 U of M	2.07%	0.39%	2.33%	0.29%	1.59%	0.57%	1.56%	0.08%
Banton	2004 Trigen Seeds, LC	1.67%	3.11%	1.78%	3.84%	1.48%	1.98%	1.47%	4.07%
Walworth	2001 SD AES	1.40%	1.62%	1.18%	2.06%	1.83%	1.04%	1.51%	1.36%
Ulen	2005 U OF M	0.87%	1.69%	0.99%	1.65%	0.54%	1.57%	2.26%	3.12%
Rush	2006 Westbred	0.81%	0.10%	1.22%	0.18%	0.00%	0.00%	0.82%	0.00%
Kuntz	AgriPro	0.75%	0.00%	0.49%	0.00%	1.29%	0.00%	0.33%	0.00%
Traverse	2006 SD AES	0.68%	0.00%	0.89%	0.00%	0.17%	0.00%	1.97%	0.00%
Trooper	2004 WestBred LLC	0.66%	0.89%	0.97%	1.24%	0.04%	0.50%	0.78%	0.10%
Express	1992 WestBred LLC	0.61%	0.66%	0.68%	0.67%	0.53%	0.73%	0.00%	0.00%
Howard	2006 ND AES	0.58%	0.00%	0.63%	0.00%	0.44%	0.00%	1.02%	0.00%
Bigg Red	2005 Bigg Dogg Agg, Inc	0.58%	0.42%	0.44%	0.49%	0.68%	0.36%	2.64%	0.00%
Mercury	1997 NorthStar Genetics	0.47%	0.80%	0.34%	0.17%	0.52%	1.17%	2.87%	5.17%
Fireball	NorthStar Genetics	0.38%	0.04%	0.51%	0.00%	0.16%	0.09%	0.00%	0.00%
Parshall	1999 ND AES	0.36%	0.72%	0.35%	1.11%	0.39%	0.25%	0.00%	0.10%
Polaris	2004 NorthStar Genetics	0.31%	1.22%	0.43%	1.89%	0.10%	0.41%	0.16%	0.00%
Lars	1995 AgriPro	0.31%	0.22%	0.45%	0.35%	0.05%	0.06%	0.13%	0.00%
RB07	2007 U of M	0.29%	0.00%	0.23%	0.00%	0.36%	0.00%	0.77%	0.00%
Reeder	1999 ND AES	0.28%	1.56%	0.31%	2.05%	0.23%	1.02%	0.00%	0.25%
Pioneer 2375	Pioneer/NDSU	0.23%	0.00%	0.28%	0.00%	0.10%	0.07%	0.83%	0.00%
Hanna	2001 AgriPro	0.17%	0.05%	0.27%	0.08%	0.00%	0.00%	0.00%	0.00%
Ingot	1998 SD AES	0.17%	0.37%	0.05%	0.12%	0.41%	0.70%	0.00%	0.55%
Dandy	1999 NorthStar Genetics	0.14%	0.24%	0.16%	0.27%	0.11%	0.06%	0.25%	1.35%
Other Varieties		1.07%	0.75%	1.21%	0.76%	0.83%	0.69%	0.16%	0.96%