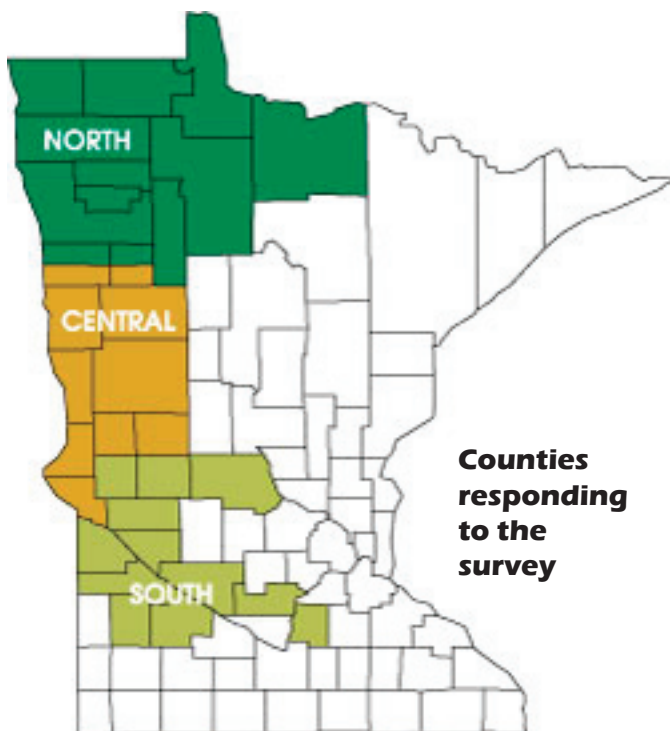


2008 Minnesota Wheat Varieties

We would like to thank all of the Minnesota wheat producers who responded to our annual wheat variety survey. The results of this survey help guide our U of M spring wheat breeder, Jim Anderson, in developing suitable varieties for production in Minnesota. The results of the survey tell us what varieties are most popular, and what characteristics are most important to you as growers. This year, we had a survey response rate of 18%. We hope that this will improve in the future. Next year, when you receive the survey, please take a few minutes to complete and return it.

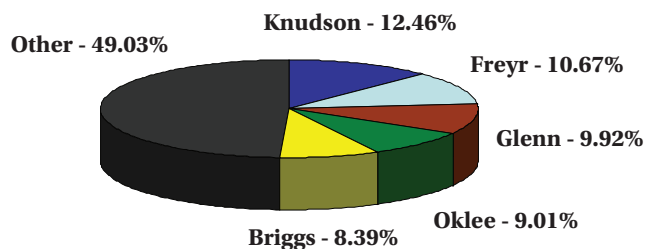
Survey Findings

- Knudson was the most popular variety statewide, with 12.46 percent of the acreage planted in 2008.
- Second most popular was Freyr, with over 10.6 percent of the state's acreage in 2008.
- Third on the list was Glenn at 9.92%, followed by Oklee at 9.92% and Briggs at 8.39%.
- In the northern growing regions of the state, Freyr was the most popular variety, with almost 13% of the acres.
- Oklee was the most popular variety in the central and southern growing regions, with 16.84% of the acres in central Minnesota, and just over 15% in the south.



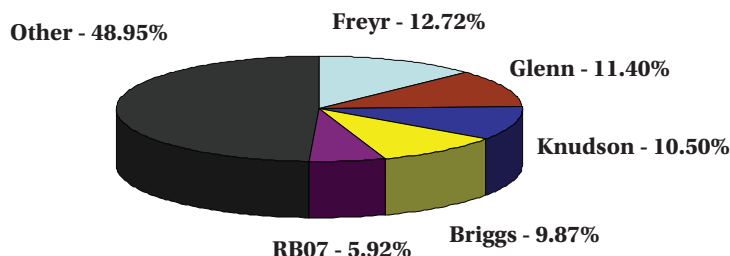
Top Five Varieties in Minnesota, 2008

Total Acres Surveyed in 2008: 419,958



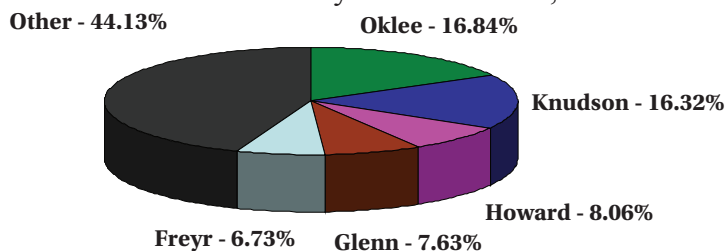
Top Five Varieties in Northern Minnesota, 2008

Total Acres Surveyed in 2008: 272,743



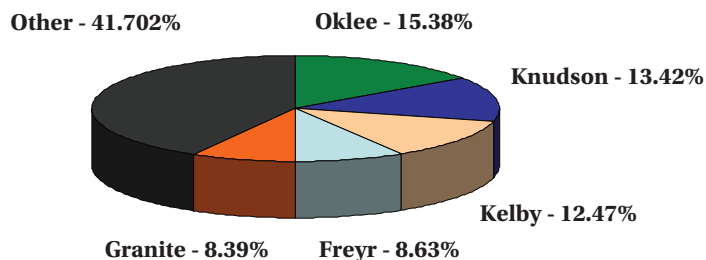
Top Five Varieties in Central Minnesota, 2008

Total Acres Surveyed in 2008: 136,174



Top Five Varieties in Southern Minnesota, 2008

Total Acres Surveyed in 2008: 11,041



Minnesota Wheat Research & Promotion Council
 2600 Wheat Drive • Red Lake Falls, MN 56750
 800-242-6118 • email: mnwheat@gvtel.com

Thank You Producers!

2008 vs 2007 Spring Wheat Survey

Variety	Release Date	Entire State 2008	Entire State 2007	Northern 2008	Northern 2007	Central 2008	Central 2007	Southern 2008	Southern 2007
Knudson	2001 AgriPro	12.46%	13.67%	10.50%	12.27%	16.32%	16.51%	13.42%	12.37%
Freyr	2004 AgriPro	10.67%	14.70%	12.72%	15.89%	6.73%	12.96%	8.63%	7.30%
Glenn	2005 NDSU	9.92%	9.52%	11.40%	9.63%	7.63%	9.72%	1.47%	4.18%
Oklee	2003 MN AES	9.01%	14.57%	4.84%	10.82%	16.84%	21.93%	15.38%	13.95%
Briggs	2002 SD AES	8.39%	8.37%	9.87%	9.92%	5.74%	5.44%	4.65%	7.26%
Howard	2006 ND AES	5.48%	0.58%	4.29%	0.63%	8.06%	0.44%	2.94%	1.02%
RB07	2007 U of M	5.46%	0.29%	5.92%	0.23%	4.78%	0.36%	2.61%	0.77%
Kelby	2006 AgriPro	5.14%	3.01%	4.98%	2.39%	4.88%	3.91%	12.47%	6.96%
Steele-ND	2004 ND AES	3.64%	3.61%	5.08%	4.73%	0.76%	1.58%	3.79%	1.60%
Granite	2002 WestBred LLC	3.56%	4.20%	2.34%	3.49%	5.61%	4.87%	8.39%	13.20%
Kuntz	AgriPro	3.20%	0.75%	3.27%	0.49%	2.67%	1.29%	8.13%	0.33%
Samson	2007 WestBred LLC	3.04%	0.00%	3.68%	0.00%	2.01%	0.00%	0.00%	0.00%
Alsen	2000 ND AES	2.96%	7.38%	4.11%	9.80%	0.90%	2.93%	0.00%	3.97%
Ada	2006 U of M	2.68%	2.07%	2.33%	2.33%	3.47%	1.59%	1.58%	1.56%
Granger	2004 SD AES	2.58%	3.77%	2.10%	3.59%	3.58%	4.07%	1.99%	4.46%
Traverse	2006 SD AES	1.90%	0.68%	2.33%	0.89%	1.00%	0.17%	2.42%	1.97%
Oxen	1995 SD AES	1.36%	2.36%	0.63%	1.28%	2.52%	4.23%	5.10%	5.23%
Faller	2007 ND AES	1.32%	0.00%	1.41%	0.00%	1.22%	0.00%	0.34%	0.00%
Walworth	2001 SD AES	1.06%	1.40%	1.17%	1.18%	0.88%	1.83%	0.67%	1.51%
Reeder	1999 ND AES	0.72%	0.28%	0.94%	0.31%	0.33%	0.23%	0.00%	0.00%
Rush	2006 Westbred	0.71%	0.81%	0.99%	1.22%	0.21%	0.00%	0.00%	0.82%
Banton	2004 Trigen Seeds, LLC	0.58%	1.67%	0.82%	1.78%	0.15%	1.48%	0.00%	1.47%
Ulen	2005 U OF M	0.58%	0.87%	0.70%	0.99%	0.36%	0.54%	0.62%	2.26%
Polaris	2004 NorthStar Genetics	0.37%	0.31%	0.44%	0.43%	0.26%	0.10%	0.00%	0.16%
Trooper	2004 WestBred LLC	0.26%	0.66%	0.35%	0.97%	0.10%	0.04%	0.00%	0.78%
Express	1992 WestBred LLC	0.23%	0.61%	0.27%	0.68%	0.15%	0.53%	0.00%	0.00%
Mercury	1997 NorthStar Genetics	0.23%	0.47%	0.29%	0.34%	0.00%	0.52%	1.39%	2.87%
Cromwell	2007 Thunder Seed	0.22%	0.00%	0.04%	0.00%	0.49%	0.00%	1.36%	0.00%
Ingot	1998 SD AES	0.22%	0.17%	0.33%	0.05%	0.00%	0.41%	0.00%	0.00%
Hat Trick	2007 Trigen	0.21%	0.00%	0.00%	0.00%	0.65%	0.00%	0.00%	0.00%
Bigg Red	2004 WestBred LLC	0.19%	0.58%	0.11%	0.44%	0.33%	0.68%	0.45%	2.64%
Tom	U of M	0.19%	0.00%	0.21%	0.00%	0.17%	0.00%	0.00%	0.00%
Lars	1995 AgriPro	0.17%	0.31%	0.23%	0.45%	0.07%	0.05%	0.00%	0.13%
Nora	2006 AgriPro	0.14%	0.00%	0.22%	0.00%	0.00%	0.00%	0.00%	0.00%
Pioneer 2375	Pioneer/NDSU	0.14%	0.23%	0.17%	0.28%	0.00%	0.10%	1.00%	0.83%
Vantage	2007 WestBred LLC	0.13%	0.00%	0.06%	0.00%	0.26%	0.00%	0.30%	0.00%
Bakker Gold	2006 N Star G	0.12%	0.00%	0.18%	0.00%	0.00%	0.00%	0.00%	0.00%
Parshall	1999 ND AES	0.12%	0.36%	0.04%	0.35%	0.29%	0.39%	0.00%	0.00%
Dapps	2003 ND AES	0.06%	0.00%	0.00%	0.00%	0.19%	0.00%	0.00%	0.00%
Blade	2007 WestBred LLC	0.05%	0.00%	0.00%	0.00%	0.10%	0.00%	0.54%	0.00%
Dandy	1999 NorthStar Genetics	0.01%	0.14%	0.00%	0.16%	0.00%	0.11%	0.35%	0.25%
Other Varieties		0.51%	0.00%	0.64%	0.00%	0.29%	0.00%	0.00%	0.00%
Total		99.48%	98.40%	99.36%	98.01%	99.71%	99.01%	99.99%	99.85%