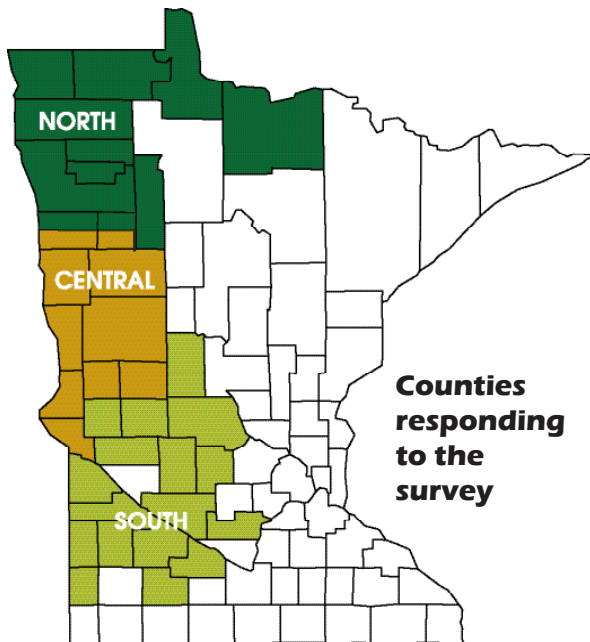


2011 Minnesota Wheat Varieties

We would like to thank all of the Minnesota wheat producers who responded to our annual wheat variety survey. The results of this survey help guide our U of M spring wheat breeder, Jim Anderson, in developing suitable varieties for production in Minnesota. The results of the survey tell us what varieties are most popular, and what characteristics are most important to you as growers. This year, we had a survey response rate of 23%. We hope that this will improve in the future. Next year, when you receive the survey, please take a few minutes to complete and return it.

Survey Findings

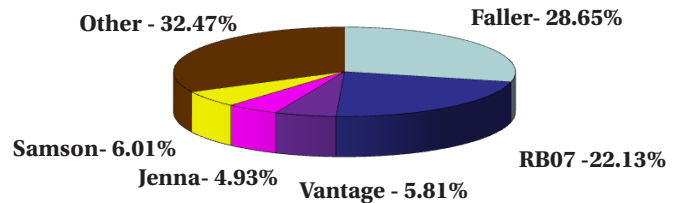
- Faller was the most popular variety statewide, with 28.65% of the acreage planted in 2011.
- Second most popular was RB07 at 22.13% of the state's acreage in 2011.
- Third on the list was Samson at 6.01%, followed by Vantage at 5.81% and Jenna at 4.93%.
- In the northern growing regions of the state, Faller was the most popular variety with 26.89%.
- Again, Faller was the most popular variety in the central growing region with 33.71% of the acres planted.
- In the southern region, RB07 was first on the list at 17.99% acres planted.



Minnesota Wheat Research & Promotion Council
 2600 Wheat Drive • Red Lake Falls, MN 56750
 800-242-6118 • email: mnwheat@gvtel.com

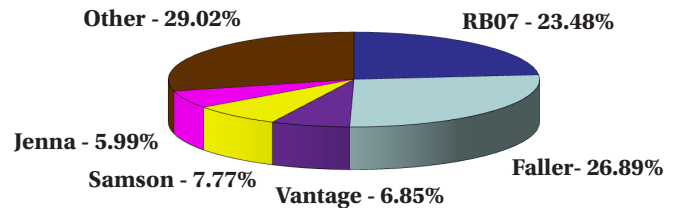
Top Five Varieties in Minnesota, 2011

Total Acres Surveyed in 2011: 436,280



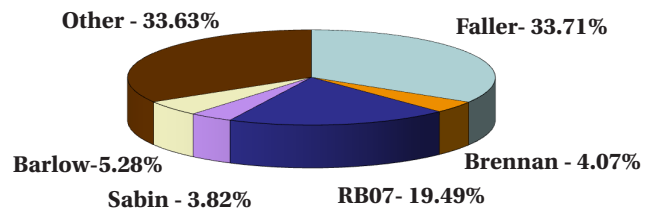
Top Five Varieties in Northern Minnesota, 2011

Total Acres Surveyed in 2011: 293,270



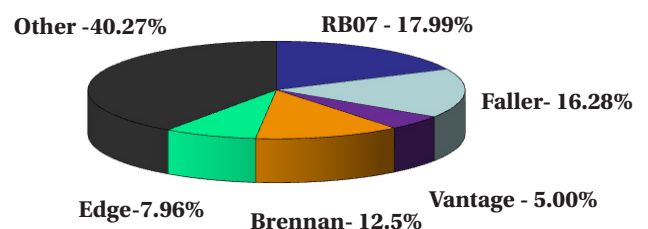
Top Five Varieties in Central Minnesota, 2011

Total Acres Surveyed in 2011: 131,078



Top Five Varieties in Southern Minnesota, 2011

Total Acres Surveyed in 2011: 11,932



2011 vs 2010 Spring Wheat Survey

Variety	Release Date	Entire State 2011	Entire State 2010	Northern 2011	Northern 2010	Central 2011	Central 2010	Southern 2011	Southern 2010
Faller	2007 NDSU	28.65%	30.01%	26.89%	29.12%	33.71%	33.49%	16.28%	19.51%
RB07	2007 U of M	22.13%	23.54%	23.48%	25.26%	19.49%	20.06%	17.99%	20.59%
Samson	2007 WestBred LLC	6.01%	5.76%	7.77%	7.61%	2.60%	2.18%	0.00%	1.54%
Vantage	2007 WestBred LLC	5.81%	1.75%	6.85%	1.93%	3.55%	1.47%	5.00%	0.90%
Jenna	2009 AgriPro	4.93%	1.83%	5.99%	2.18%	2.86%	1.20%	1.59%	0.56%
Barlow	2009 NDSU	4.89%	0.42%	4.83%	0.50%	5.28%	0.30%	2.10%	0.00%
Glenn	2005 NDSU	3.89%	5.40%	4.40%	6.77%	2.98%	2.31%	1.19%	5.45%
Briggs	2002 SDSU	2.50%	3.34%	3.49%	3.88%	0.42%	2.17%	0.84%	3.09%
Albany	2009 Trigen	2.42%	0.94%	2.61%	0.74%	1.93%	1.50%	3.02%	0.00%
Brennan	2009 AgriPro	2.27%	1.41%	1.06%	0.85%	4.07%	2.65%	12.50%	1.51%
Breaker	2009 WestBred/ Monsanto	1.54%	1.70%	1.59%	1.74%	1.54%	1.65%	0.31%	1.37%
Oklee	2003 U of M	1.36%	2.88%	0.34%	1.41%	3.45%	6.25%	3.57%	2.42%
Sabin	2009 U of M	1.36%	0.94%	0.29%	0.66%	3.82%	1.58%	0.46%	0.97%
Freyr	2004 AgriPro	1.21%	1.37%	0.40%	0.93%	2.82%	2.30%	3.53%	1.85%
WB-Digger	2009 WestBred/ Monsanto	1.17%	0.26%	1.74%	0.38%	0.00%	0.00%	0.00%	0.00%
Ada	2006 U of M	1.11%	1.88%	0.88%	1.43%	1.73%	3.01%	0.00%	1.06%
Granite	2002 WestBred LLC	1.09%	1.69%	0.57%	1.12%	1.95%	2.59%	4.48%	4.33%
Kelby	2006 AgriPro	0.85%	1.67%	0.78%	1.38%	0.98%	2.02%	1.26%	3.88%
Brick	2009 SDSU	0.82%	0.99%	0.93%	0.74%	0.61%	1.52%	0.67%	1.21%
Knudson	2001 AgriPro	0.81%	2.59%	0.48%	1.65%	1.50%	3.53%	1.38%	11.23%
Howard	2006 NDSU	0.76%	1.57%	0.84%	1.68%	0.56%	1.38%	0.81%	1.14%
Alsen	2000 NDSU	0.60%	0.84%	0.87%	1.08%	0.05%	0.40%	0.00%	0.00%
Edge	2009 WestBred/ Monsanto	0.58%	0.01%	0.55%	0.00%	0.00%	0.00%	7.96%	0.36%
SY-Soren	2011 AgriPro	0.36%		0.22%		0.66%		0.53%	
Rollag	2011 U of M	0.32%		0.21%		0.34%		2.51%	
WB-Mayville	WestBred, LLC	0.31%		0.46%		0.00%		0.00%	
Prosper	2011NDSU	0.27%		0.10%		0.14%		5.80%	
Blade	2007 WestBred LLC	0.25%	0.54%	0.00%	0.12%	0.77%	1.09%	0.59%	3.35%
Tom	U of M	0.25%	1.08%	0.27%	1.43%	0.23%	0.46%	0.00%	0.00%
WB-Pivot	WestBred LLC	0.19%	0.06%	0.28%	0.09%	0.00%	0.00%	0.00%	0.00%
Kuntz	AgriPro	0.16%	1.57%	0.02%	1.54%	0.26%	1.23%	2.61%	4.65%
Traverse	2006 SDSU	0.13%	1.47%	0.18%	1.71%	0.01%	0.49%	0.00%	4.54%
Dapps	2003 SDSU	0.12%	0.05%	0.00%	0.00%	0.41%	0.17%	0.00%	0.00%
Lars	1995 AgriPro	0.12%	0.09%	0.17%	0.14%	0.00%	0.00%	0.17%	0.07%
Steele-ND	2004 SDSU	0.11%	0.29%	0.13%	0.21%	0.01%	0.32%	0.67%	1.47%
Banton	2004 Trigen Seeds, LCC	0.10%	0.18%	0.12%	0.12%	0.00%	0.00%	0.84%	0.25%
Oxen	1996 SDSU+B7	0.10%	0.20%	0.00%	0.14%	0.32%	0.36%	0.00%	0.00%
Select	2011 SDSU	0.09%	0.01%	0.00%	0.02%	0.27%	0.00%	0.45%	0.00%
Other Varieties		0.38%	1.59%	0.21%	1.25%	0.68%	2.25%	0.89%	2.67%
Total		100.02%	99.95%	100.00%	99.84%	100.00%	99.93%	100.00%	99.97%